

TECHNICAL SPECIFICATION FOR TT AB SWITCH MOUNTING ARRANGEMENT

1. SCOPE:

The specification provides for the manufacture, packing forwarding supply and delivery at destination stores (FADS) TT AB Switch Mounting Arrangement made from 50x50x6mm MS Angle, with 75x40mm MS Channel as per the drawing enclosed and painted with double coat of best quality red oxide paint.

2. STANDARDS:

The TT AB Switch Mounting Arrangement shall conform in all respects to the Indian Standard IS-2062. All dimensions are in mm with tolerance as per IS 1852:1985,+5%,-3%..

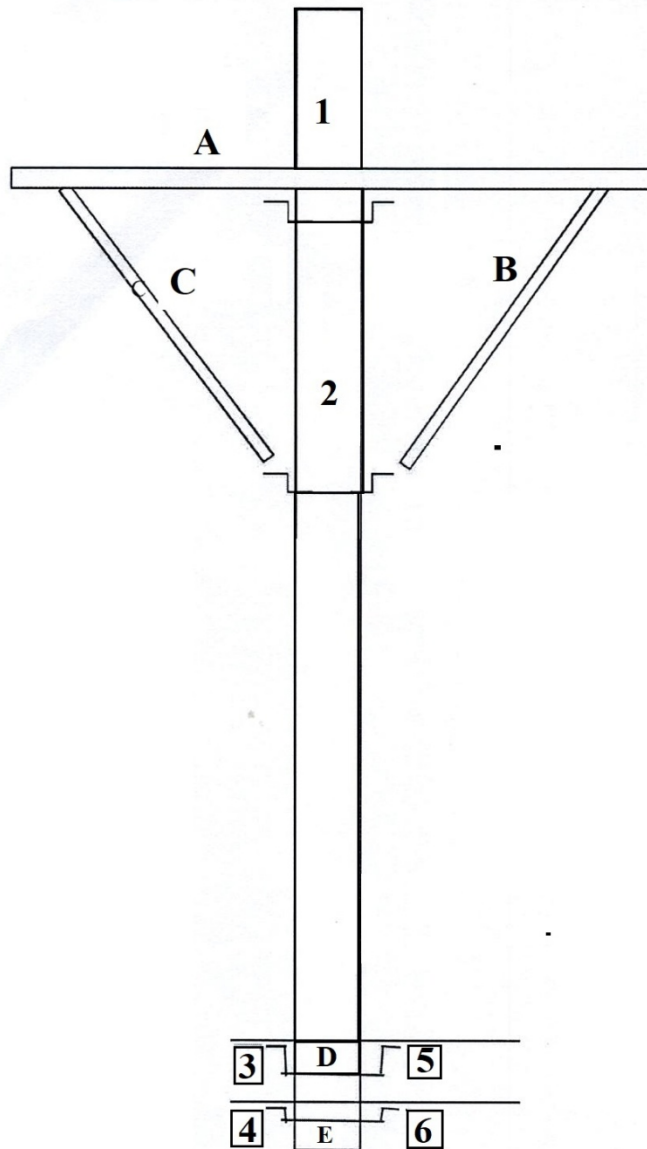
3. PAINTING:

All MS parts shall be painted with two coats of best quality red oxide paint. The Red oxide premier shall be of reputed make such as Asian/ Berger/ Narolac confirming the ISO/DIS 12944:1998.

4. SAMPLES:

5 nos. samples shall be submitted after placing purchase order on the firm and got approved by the Chief General Manager (P&MM)/ EPDCL / Visakhapatnam before giving offer, otherwise the supplies will not be taken into stock at all the 5 District Stores.

DRAWING FOR FABRICATION OF TT AB SWITCH STRUCTURE ARRANGEMENT



Name of the material				Qty	Weight	Total weight in Kgs
AB SWITCH SUPPORTING STUTS(2 NO'S) WITH MS ANGLE OF SIZE 50X50X6MM				2	4.116	8.232
AB SWITCH HORIZONTAL FIXING CHANNELS 2NO'S OF SIZE 75X40MM				2	4.146	8.292
BACK CLAMPS WITH MS FLAT OF SIZE 50X6MM				1	1.097	1.097
BACK CLAMPS WITH MS FLAT OF SIZE 50X6MM				2	1.28	2.56
BACK CLAMPS WITH MS FLAT OF SIZE 50X6MM				2	0.975	1.95
						22.131

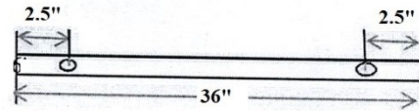
Note

- 1) All holes are 5/8" size slotted holes
- 2) All dimensions are in Inches
- 3) Weight tolerance shall be as per IS – 1852: 1985 (IS 2062 Grad-A) whereas +5%, -3%
- 4) NOTE: All MS parts shall be painted with two coats of best quality red oxide paint. The Red oxide primer shall be of reputed make such as Asian/Berger/Narolac confirming the ISO/DIS 12944:1998..
- 5) The net weight is excluding the weight of Bolts & Nuts.
- 6) Material shall confirm to IS 2062.

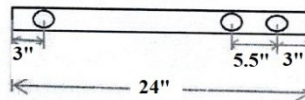
All dimensions are in Inches

2) TT AB SWITCH

B & C: AB SWITCH SUPPORTING STUTS(2 NO'S) WITH MS ANGLE OF SIZE 50X50X6MM

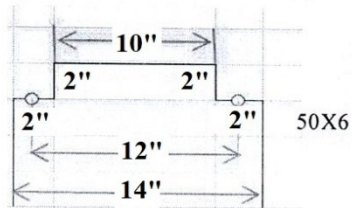


D&E: AB SWITCH HORIZONTAL FIXING CHANNELS 2NO'S OF SIZE 75X40MM

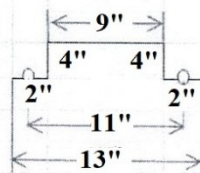


BACK CLAMPS WITH MS FLAT OF SIZE 50X6MM

1 1No.



2 2No.s



3&4 2No.s

